

WEST DEPTFORD TOWNSHIP

RESOLUTION 2017- 69

**RESOLUTION OF THE TOWNSHIP OF WEST DEPTFORD
AUTHORIZING CHANGE ORDER NO. 2 TO ARAWAK PAVING CO. FOR
STERLING ROAD ROADWAY IMPROVEMENTS**

WHEREAS, the Township of West Deptford (hereinafter referred to as "Township") had a need to award a contract for the Sterling Road Roadway Improvements Project; and

WHEREAS, the Township solicited for and received bids for the Sterling Road Roadway Improvements Project; and

WHEREAS, on July 6, 2016, the Township awarded a contract for the Sterling Road Roadway Improvements Project to Arawak Paving Co. (hereinafter referred to as "Arawak") in the amount not to exceed \$138,900.00, pursuant to the terms and conditions listed in the proposal from Arawak and the contract award recommendation letter prepared by T&M Associates dated June 29, 2016; and

WHEREAS, it was determined that a Change Order No. 1 to the original contract with Arawak was required to address the increase in the amounts of milling, dense graded aggregate, hot mix asphalt surface and Type 'N' ECO curb castings required in order to improve the roadway surface at the intersection of Lancing and Sterling Roads and to provide the project with a better complete new surface at that location; and

WHEREAS, T&M Associates submitted a Change Order No. 1 recommendation letter dated October 27, 2016 outlining the additional services and costs for the above in the amount not to exceed \$10,020 for a revised total contract amount of \$148,920; and

WHEREAS, it has been determined that a Change Order No. 2 to the original contract with Arawak is required to address the final as-built quantities as well as the addition of the bicycle safe grates and the fuel and asphalt adjustments ; and

WHEREAS, T&M Associates has submitted a Change Order No. 2 recommendation letter dated December 21, 2016 outlining the additional services and costs for the above in the amount not to exceed \$6,882.39; and

WHEREAS, this Change Order No. 2 will be the final change order and will result in a revised and final total contract amount of \$155,802.39; and


WHEREAS, a Certification has been issued by the Chief Financial Officer of the Township of West Deptford certifying that sufficient funds have been appropriated and are available to cover this contract and the original of said Certification is attached to the original of this Resolution and shall be kept on file at the Township office.

NOW, THEREFORE, BE IT RESOLVED, by the Township Committee of the Township of West Deptford, County of Gloucester and State of New Jersey that Change Order No. 2 to the contract with Arawak Paving Co. in the amount not to exceed \$6,882.39, for a revised and final total contract amount of \$155,802.39, is hereby authorized for the additional services and costs as outlined herein and pursuant to the Change Order No. 2 recommendation letter prepared by T&M Associates dated December 21, 2016.

BE IT FURTHER RESOLVED that the Mayor and/or Township Administrator are herein authorized to execute all appropriate contracts, documents and agreements respecting the Change Order No. 2.


ADOPTED at the meeting of the Township Committee of the Township of West Deptford held on January 18, 2017.

TOWNSHIP OF WEST DEPTFORD



DENICE DICARLO, Mayor


ATTEST:



LEE ANN DEHART, Registered Municipal Clerk

CERTIFICATION

I, Lee Ann DeHart, Registered Municipal Clerk, of the Township of West Deptford, in the County of Gloucester, do hereby certify that the foregoing Resolution was presented and duly adopted by the Township Committee at a meeting of the Township of West Deptford held on January 18, 2017.



LEE ANN DEHART, Registered Municipal Clerk

L:\WEST DEPTFORD\Sterling Road Roadway Improvements\011817 Res Auth Change Order No. 2 for Sterling Road Roadway Improvements to Arawak.doc



YOUR GOALS. OUR MISSION.

December 21, 2016

Ms. Deborah Turner-Fox
Township Administrator
Township of West Deptford
400 Crown Point Rd
PO Box 89
Thorofare, NJ 08086

**Re: Sterling Road Roadway Improvements
Change Order No. 2 - Final
West Deptford Township, NJ**

Dear Ms. Turner-Fox,

Attached please find Change Order No. 2 for the referenced project. This Change Order is the final change order to address final as-built quantities as well as the addition of the bicycle safe grates and the fuel & asphalt adjustments.

The Change Order is for the net amount of \$6,882.39. This amount adds to a total change orders amount for the project of \$16,902.39 which is a 12.2% increase to the original Contract amount. The final Contract amount is \$155,802.39. We recommend the approval of the proposed Change Order No. 2 - Final as described above and in the attached change order form to close out the project.

Should you have any questions or require additional information, please do not hesitate to call us at 856-722-6700.

Very truly yours,

T&M ASSOCIATES

Edwin J. Steck, P.E., C.M.E.
West Deptford Township Engineer

cc: Lee Ann DeHart, Municipal Clerk
Timothy Scaffidi, Esq., Solicitor
Jose A. Calderon, Group Manager, T&M

T&M ASSOCIATES
CONSULTING & MUNICIPAL ENGINEERS
1256 NORTH CHURCH STREET
MOORESTOWN, NJ 08057

SHEET NO. 1 OF 2
PROJECT NO. WDMO00860

CHANGE ORDER NO. 2 - Final

DATE: December 20, 2016

PROJECT: Sterling Road Roadway Improvements

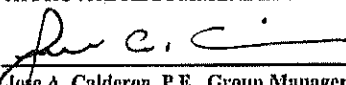
OWNER: West Deptford Township


CONTRACTOR: Arawak Paving Co. Inc.

DESCRIPTION OF CHANGE:

Final Change Order for as-built, in-place quantities.

*** The adjusted bid items are broken down on Page 2 of this Change Order. ***

APPROVAL RECOMMENDED:

Jose A. Calderon, P.E., Group Manager T&M Associates

ACCEPTED:

CONTRACTOR: Anna E. Rivera, Arawak Paving

OWNER'S APPROVALS:

SEE ATTACHED DETAIL	ADDITIONAL	REDUCTION
A. TOTAL REDUCTIONS THIS C.O.	XXXXXXXXXXXX	\$5,145.33
B. TOTAL EXTRAS THIS C.O.	\$12,027.72	XXXXXXXXXX
TOTALS THIS C.O.	\$12,027.72	\$5,145.33
NET CHANGE THIS CHANGE ORDER	\$6,882.39	
PREVIOUS CHANGE ORDERS	\$10,020.00	\$0.00
TOTAL CHANGE ORDERS TO DATE	\$22,047.72	\$5,145.33
NET CHANGE IN CONTRACT	12.2%	

NOTE: All work to be done according to Contract Specifications.

ORIGINAL CONTRACT BID PRICE \$138,900.00

REVISED CONTRACT PRICE \$155,802.39

CHANGE ORDER NO. 2 - Final

SHEET NO. 2 OF 2

PROJECT NO. WDMO00860

PROJECT: Sterling Road Roadway Improvements

OWNER: West Deptford Township

CONTRACTOR: Aravak Paving Co, Inc.

	ITEM NO.	DESCRIPTION	QUANTITY	UNIT PRICE	AMOUNT
	R E D U C T I O N	5	Concrete Curb, 6" X 8" X 18"	90.00 LF	\$50.00
7		Concrete Sidewalk, 4" Thick	5.00 SY	\$110.00	\$550.00
S3		Asphalt Price Adjustment	1.00 LS	\$95.33	\$95.33
					\$0.00
					\$0.00
					\$0.00
					\$0.00
					\$0.00
					\$0.00
					\$0.00

A. TOTAL REDUCTIONS \$5,145.33

E X T R A S	2	Milling, 8" Average Depth	43.00 SY	\$5.50	\$236.50
	3	Dense Graded Aggregate, 5" Thick	43.00 SY	\$6.50	\$279.50
	4	HMA 9.5M64 Surface Course	86.62 TONS	\$74.00	\$6,409.88
	6	Steel Curb, 1/4" X 18"	10.00 LF	\$75.00	\$750.00
					\$0.00
	S1	Bicycle Safe Grates for Inlets	7.00 UN	\$300.00	\$2,100.00
	S2	Fuel Price Adjustment	1.00 LS	\$2,251.84	\$2,251.84
					\$0.00

B. TOTAL EXTRAS \$12,027.72



STATE OF NEW JERSEY
DEPARTMENT OF TRANSPORTATION
 Chris Christie, Governor | Kim Guadagno, Lieutenant Governor

NJDOT Home	About NJDOT	NJcommuter.com	Community Programs	Reference / Links
Engineering	In the Works	Capital Program	Freight, Air and Water	Transportation

- Transport Overview
- Frequently Asked Questions

Cost Estimation

Asphalt Cement & Fuel Price Index

- Proposals
- Manuals
- Bids, Letting and Awards
- Useful Links

Transport Software

Asphalt Cement and Fuel Price Index

The Asphalt Price Index is the average of suppliers selling price in both North and South New Jersey. The Fuel Price Index is the average statewide selling price of Unleaded Regular Gasoline and Diesel Fuel.

Contractors and Estimators are to use the index price from the month before receipt of bids, regardless of posted date.

Effective Date	Asphalt Cement North of Route 195		Asphalt Cement South of Route 195		Entire State Fuel		Date Calculated
	English	Metric	English	Metric	English	Metric	
Dec 2016	\$301.00	\$332.00	\$301.00	\$332.00	\$2.21	\$0.58	11/29/16
Nov 2016	\$299.00	\$329.00	\$299.00	\$329.00	\$2.24	\$0.59	11/2/16
Oct 2016	\$303.00	\$333.00	\$303.00	\$333.00	\$2.07	\$0.55	9/30/16
Sep 2016	\$318.00	\$350.00	\$318.00	\$350.00	\$2.09	\$0.55	8/30/16
Aug 2016	\$335.00	\$369.00	\$335.00	\$369.00	\$2.03	\$0.54	7/29/16
Jul 2016	\$334.00	\$368.00	\$334.00	\$368.00	\$2.15	\$0.57	6/29/16
Jun 2016	\$323.00	\$355.00	\$323.00	\$355.00	\$2.14	\$0.57	5/26/16
May 2016	\$303.00	\$333.00	\$303.00	\$333.00	\$2.02	\$0.53	4/28/16
Apr 2016	\$299.00	\$329.00	\$299.00	\$329.00	\$1.89	\$0.50	3/30/16
Mar 2016	\$303.00	\$334.00	\$303.00	\$334.00	\$1.67	\$0.44	2/29/16
Feb 2016	\$303.00	\$334.00	\$303.00	\$334.00	\$1.78	\$0.47	1/29/16
Jan 2016	\$360.00	\$397.00	\$360.00	\$397.00	\$1.95	\$0.52	12/31/15
Dec 2015	\$401.00	\$442.00	\$401.00	\$442.00	\$2.08	\$0.55	11/30/15
Nov 2015	\$422.00	\$465.00	\$422.00	\$465.00	\$2.08	\$0.55	10/29/15
Oct 2015	\$435.00	\$480.00	\$435.00	\$480.00	\$2.14	\$0.57	9/25/15
Sep 2015	\$465.00	\$513.00	\$465.00	\$513.00	\$2.32	\$0.61	8/27/15
Aug 2015	\$484.00	\$534.00	\$484.00	\$534.00	\$2.55	\$0.67	7/29/15
Jul 2015	\$486.00	\$536.00	\$486.00	\$536.00	\$2.67	\$0.70	6/26/15
Jun 2015	\$477.00	\$526.00	\$477.00	\$526.00	\$2.65	\$0.70	5/29/15
May 2015	\$482.00	\$531.00	\$482.00	\$531.00	\$2.60	\$0.68	5/1/15
Apr 2015	\$509.25	\$561.35	\$509.25	\$561.35	\$2.47	\$0.65	4/1/15
Mar 2015	\$532.25	\$586.69	\$532.25	\$586.69	\$2.49	\$0.66	2/27/15
Feb 2015	\$553.25	\$609.57	\$553.25	\$609.57	\$2.27	\$0.60	1/28/15
Jan 2015	\$568.00	\$626.00	\$568.00	\$626.00	\$2.65	\$0.70	12/29/14

Dec 2014	\$586.00	\$645.00	\$586.00	\$645.00	\$2.98	\$0.78	11/28/14
Nov 2014	\$591.00	\$651.00	\$591.00	\$651.00	\$3.09	\$0.82	10/29/14
Oct 2014	\$612.00	\$675.00	\$612.00	\$675.00	\$3.34	\$0.88	9/29/14
Sep 2014	\$620.00	\$683.00	\$620.00	\$683.00	\$3.43	\$0.91	8/28/14
Aug 2014	\$599.15	\$660.44	\$599.15	\$660.44	\$3.56	\$0.94	8/1/14
Jul 2014	\$588.33	\$648.52	\$588.33	\$648.52	\$3.67	\$0.97	6/30/14
Jun 2014	\$565.00	\$623.48	\$565.00	\$623.48	\$3.65	\$0.96	5/30/14
May 2014	\$545.00	\$600.75	\$540.00	\$595.24	\$3.70	\$0.98	5/1/14
Apr 2014	\$530.00	\$578.00	\$525.00	\$573.20	\$3.65	\$0.96	3/31/14
Mar 2014	\$535.00	\$589.73	\$530.00	\$584.22	\$3.73	\$0.98	2/28/14
Feb 2014	\$540.00	\$595.24	\$540.00	\$595.24	\$3.59	\$0.95	2/2/14
Jan 2014	\$537.50	\$592.45	\$535.00	\$589.73	\$3.55	\$0.94	1/7/14
Dec 2013	\$542.50	\$609.23	\$535.00	\$600.81	\$3.50	\$0.92	12/1/13
Nov 2013	\$555.00	\$611.78	\$555.00	\$611.78	\$3.57	\$0.94	11/1/13
Oct 2013	\$557.50	\$614.50	\$557.50	\$614.50	\$3.53	\$0.93	9/30/13
Sep 2013	\$550.00	\$611.78	\$550.00	\$611.78	\$3.91	\$1.03	8/30/13
Aug 2013	\$565.00	\$622.81	\$565.00	\$622.81	\$3.83	\$1.01	7/31/13
July 2013	\$590.00	\$650.36	\$590.00	\$650.36	\$3.85	\$1.02	6/28/13
Jun 2013	\$595.00	\$655.88	\$595.00	\$655.88	\$3.73	\$0.98	5/31/13
May 2013	\$545.00	\$600.76	\$545.00	\$600.76	\$3.69	\$0.98	5/1/13
Apr 2013	\$537.50	\$586.97	\$535.00	\$586.97	\$3.68	\$0.97	3/28/13
Mar 2013	\$532.50	\$586.97	\$532.50	\$586.97	\$3.80	\$1.00	2/28/13
Feb 2013	\$530.00	\$584.22	\$527.50	\$581.46	\$3.65	\$0.96	2/1/13
Jan 2013	\$542.50	\$598.00	\$542.50	\$598.00	\$3.58	\$0.94	1/2/13
Dec 2012	\$560.00	\$617.29	\$560.00	\$617.29	\$3.72	\$0.98	12/3/12
Nov 2012	\$572.50	\$631.07	\$572.50	\$631.07	\$3.94	\$1.04	11/1/12
Oct 2012	\$567.50	\$625.56	\$567.50	\$625.56	\$4.08	\$1.08	10/1/12
Sep 2012	\$570.00	\$628.32	\$570.00	\$628.32	\$3.94	\$1.04	8/31/12
Aug 2012	\$585.00	\$644.85	\$585.00	\$644.85	\$3.74	\$0.99	8/1/12
Jul 2012	\$602.50	\$664.14	\$602.50	\$664.14	\$3.66	\$0.97	6/29/12
Jun 2012	\$632.50	\$697.21	\$632.50	\$697.21	\$3.92	\$1.04	6/1/12
May 2012	\$635.00	\$699.97	\$635.00	\$699.97	\$4.09	\$1.08	5/1/12
Apr 2012	\$632.50	\$697.21	\$632.50	\$697.21	\$4.18	\$1.10	4/2/12
Mar 2012	\$625.00	\$688.94	\$625.00	\$688.94	\$4.04	\$1.07	3/1/12
Feb 2012	\$607.50	\$669.65	\$607.50	\$669.65	\$3.75	\$0.99	2/1/12
Jan 2012	\$597.50	\$658.63	\$597.50	\$658.63	\$3.69	\$0.97	1/1/12
Dec 2011	\$595.00	\$655.87	\$595.00	\$655.87	\$3.51	\$0.93	11/30/11
Nov 2011	\$590.00	\$650.36	\$590.00	\$650.36	\$3.53	\$0.93	11/1/11
Oct 2011	\$590.00	\$650.36	\$590.00	\$650.36	\$3.53	\$0.93	10/1/11
Sep 2011	\$592.50	\$653.11	\$592.50	\$653.11	\$3.66	\$0.96	9/1/11
Aug 2011	\$610.00	\$672.40	\$610.00	\$672.40	\$3.78	\$1.00	8/1/11
Jul 2011	\$630.00	\$694.45	\$630.00	\$694.45	\$3.70	\$0.98	7/1/11

NEW JERSEY DEPARTMENT OF TRANSPORTATION
SUPERPAVE MIX DESIGN

S05DS0542

APPROVED FOR YEAR: 2015
ON THE DATE OF: 20-Jul-15


SERIAL NUMBER

MIX TYPE: HMA9.5MG4 TYPE OF PLANT: Drum
PRODUCER: Barrett Asphalt LOCATION: Hammonon, NJ

DESIGN ESALS		.3 to <3	DESIGN TEMP, F	310	ASPHALT GRADE	PG 64 - 22
GYRATIONS @	N Initial	7	N Design	75	N Max	75
					NOMINAL SIEVE SIZE	9.5mm

SIEVE SIZE		FORMULA	CONTROL POINTS	
INCH	mm		MINIMUM	MAXIMUM
2"	50	-	-	-
1 1/2"	37.5	-	-	-
1"	25	-	-	-
3/4"	19	-	-	-
1/2"	12.5	100.0	100	-
3/8"	9.5	84.2	90	100
NO. 4	4.75	57.6	-	90
NO. 8	2.36	45.5	32	67
NO. 10	1.18	34.3	-	-
NO. 30	0.6	22.2	-	-
NO. 60	0.3	10.1	-	-
NO. 100	0.15	5.0	-	-
NO. 200	0.075	4.8	2	10
BINDER CONTENT		5.90		

Producer Information	
Prepared By	S. Brook
Submitted By	S. Brook
Date Submitted	13-Apr-10

NJDOT Information	
	
Signature	
Approved By	Frank A. Walder
Title	Technician I

MIX SERIAL # SUFFIX	-VIR	-10R	-16R	-20R**	-25R**	COMPONENTS - PRODUCER & LOCATION
COLD FEEDS	TOTAL MIX %	TOTAL MIX %	TOTAL MIX %	TOTAL MIX %	TOTAL MIX %	
RAP FEEDER	-	10.0	15.0	20.0	25.0	Barrett Asphalt - Hammonon, NJ
FEEDER # 6	-	-	-	-	-	
FEEDER # 5	-	-	-	-	-	
FEEDER # 4	-	-	-	-	-	
FEEDER # 3 #8 gneiss	40.1	43.2	40.7	38.3	35.8	Martin Stone Quarries - Bachtown, PA
FEEDER # 2 #10 argillite	25.0	22.5	21.2	20.0	18.7	Hanson - Penns Park, PA
FEEDER # 1 Sand	21.0	18.9	17.9	16.8	4.4	Hanson - Berlin, NJ
MINERAL FILLER	-	-	-	-	-	
BINDER CONTENT	5.9	5.40	5.20	4.90	4.70	Nu Star - Gloucester City - NJ
% BINDER FROM RAP		0.60	0.70	1.00	1.20	

Tests Performed	Test Results	Test Criteria		Tests Performed	Test Results	Test Criteria	
		Min	Max			Min	Max
Sand Equivalence	93.0	45		% Gmm @ Nni	88		
% Flat and Elongated Particles	1.0		10	% Gmm @ Nmax	97		≤5%
% Fine Aggregate Angularity	48.5	45		En. Sp. Gravity of Blend (Gse)	2.721		
% Coarse Agg. Angularity k. faces	100	95/90		Sp. Gravity of Binder (Gb)	1.029		
% Air Voids (Va)	4.0			S.G. of Agg. Blend (Gsb)	2.713		
% VMA	17.4	15.0		Moisture Sensitivity TSR	NA	80%	
% VFA	77.0	65	78	Pounds/Square Yard/Inch	111.5		
Dust/Asphalt Ratio	0.8	0.6	1.2 (1.3)	% Gmm @ Ntes	96.0	95.0	97.0
Max Specific Gravity (Gmm)	2.481			Ignition Oven Aggregate Correction Factor, CFI			0.34
Bulk Specific Gravity (Gmb)	2.381			Percent Absorbed AC			0.11

Dumorous Laboratory REMARKS:
Regional Materials
Plant Book
Producer